TIME MASTERY

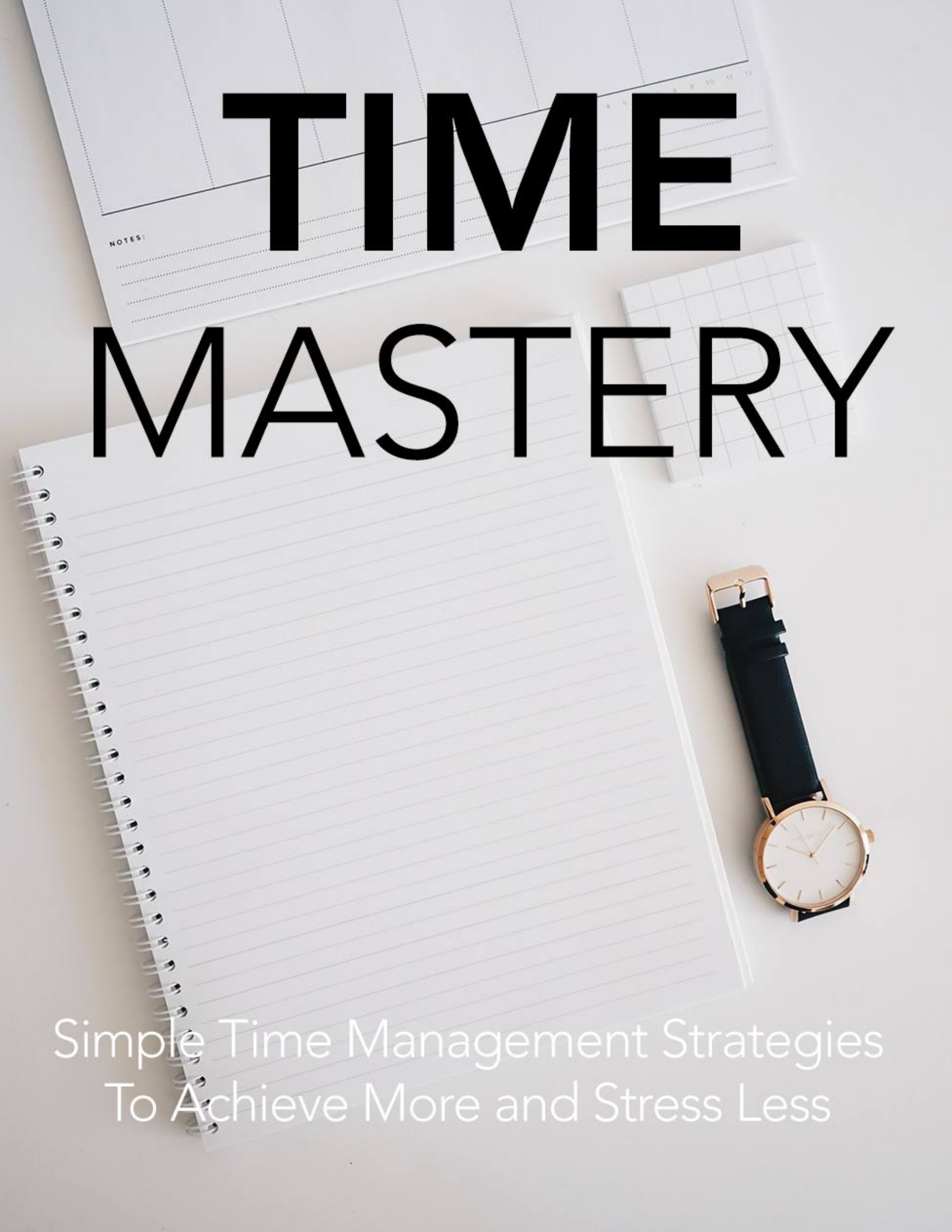

Simple Time Management Strategies
To Achieve More and Stress Less

Disclaimer

This eBook has been written for information purposes only. Every effort has been made to make this eBook as complete and accurate as possible. However, there may be mistakes in typography or content. Also, this eBook provides information only up to the publishing date. Therefore, this eBook should be used as a guide - not as the ultimate source.

The purpose of this eBook is to educate. The author and the publisher do not warrant that the information contained in this eBook is fully complete and shall not be responsible for any errors or omissions. The author and publisher shall have neither liability nor responsibility to any person or entity with respect to any loss or damage caused or alleged to be caused directly or indirectly by this ebook.

This eBook offers information and is designed for educational purposes only. You should not rely on this information as a substitute, nor does it replace professional medical advice, diagnosis, or treatment.

Table of Contents

Introduction: Understanding the Importance of Time Management **7**
What is time management? 8
Types of time management 9
Plan 9
Prioritize 9
Perform 10
How time management impacts your goals 10
Take control of your time 11
Defining Your Goals and Priorities **13**
How to set goals for yourself 13
Identify problems as they arise 14
List your goals from most to least important 14
Identify your micro goals 15
Overcoming Procrastination **18**
Knock out unpleasant tasks as soon as possible 18
Use the Pomodoro technique 19
Get on your feet 19
Set realistic expectations 20
Establishing a Productive Routine **22**
Examine your daily rituals 23
Figure out what's getting in your way 24
Set morning and night time tasks 25
Get on a steady sleeping schedule 25
Learning to Focus and Eliminate Distractions **28**
Keep your phone away 28
Create a workspace 29
Don't let others interrupt you 29

Give yourself timed breaks 30
Delegating Tasks Effectively 32
Figure out your workload 32
Figure out schedules 33
Assign tasks to appropriate parties 33
Managing Stress and Maintaining a Work-Life Balance 36
Minimize work talk at home 36
Set boundaries with coworkers 37
Keep your private life private 37
Don’t engage in work gossip 38
Prioritize your hobbies 38
Planning and Preparation for Success 41
Reward yourself 41
Figure out how to maintain your success 42
Prepare yourself for new tasks 43
Using the Pomodoro Technique for Maximum Productivity 45
What is the Pomodoro Technique? 45
Examples of times to use the Pomodoro Technique 46
How the Pomodoro Technique fights procrastination 46
When to stop using the Pomodoro Technique 46
Turning Ideas into Action: Strategies for Taking Effective Steps 49
Focus on realistic concepts 49
Get rid of obstacles 50
Communicate with plan participants 50
Set goals 51
Organize priorities 51
Start as soon as possible 51
Measuring Your Progress and Staying Accountable 54
Create deadlines for yourself 54
Break your progress up 55

Use a rewards system 55
Don’t excuse your behavior 56
Try and try again 57
Building and Maintaining Positive Time Management Habits 59
Set a morning routine 59
Set reminders 60
Create a schedule 61
Stay ahead of schedule 61
Attend to your needs 62
Adjust as necessary 63

Introduction:

Understanding the Importance of Time Management

Introduction: Understanding the Importance of Time Management

Time management skills are essential if you want to accomplish any task. Whether you want to improve your health, enhance your career, or complete short-term goals, you can't do so successfully without managing your time.

Do you have many goals but don't know how to reach them? You might feel too busy to accomplish important things for your lifestyle. Most people who struggle to find time to accomplish their goals feel overwhelmingly busy when they shouldn't.

What is time management?

So, are you wondering what good time management skills entail? You're not alone. Time management is one of the biggest things people struggle with professionally and personally. Good time management skills mean you're disciplined enough to complete tasks efficiently without causing stress.

Procrastination is the biggest factor that gets in the way of great time management skills. People don't want to do things that aren't exciting, and you need to complete mundane tasks to accomplish bigger goals. Good time management skills mean you must also know how long it takes to complete daily tasks.

Types of time management

Before you start your goal achievement journey will discuss the types of time management you need to conquer. Different tasks require different time management categories if you want to accomplish things in a timely manner. For example, people could have a different work process for socialization goals than for career-related goals.

Plan

Whether you want to achieve short-term or long-term goals, you need a plan. We recommend creating a physical list of goals you want to accomplish to get yourself started. Otherwise, creating an effective to-do list for yourself can be difficult.

During this planning stage, you should identify anything that gets in the way of your goals. Then, ensure you add a way to conquer that obstacle to your list. Not paying attention to roadblocks will make it difficult to complete important tasks.

Prioritize

After you jot everything down that you want to accomplish, you should sort them in order on your priority list. Things at the top of your priority list should be goals you can accomplish or start immediately. It's also crucial to prioritize goals based on their importance to your well-being.

Remember, you can rearrange your priority list as you start your journey. You might realize that there are things in the way of these goals you didn't notice when prioritizing them. However, getting to the performance portion is difficult if you don't figure out where to start.

Perform

Okay, here's the hard part. You have your list of goals and achievements, but now you have to go through your to-do list. Take things one step at a time when you perform these goals to ensure you're setting realistic time management achievements. For example, some of the tasks on your priority list may take longer than you anticipate.

Remind yourself that the work won't get done unless you get up and do it. People often struggle with waiting for the perfect time to start new habits. However, when you keep creating excuses for yourself to put off a task, you'll never get started. Assume there will never be a perfect time, and figure out how to adjust your current schedule to accommodate your needs.

How time management impacts your goals

Giving yourself a time frame that you want to accomplish a task makes it more realistic. Otherwise, you'll fantasize more about these goals than working toward them. Having great time

management skills daily will help you get everything you need sooner rather than later or never.

Procrastination is a problem everybody faces at one point or another. Even when you have a desire in place, getting through the mundane portions of achieving your desire is difficult. People would rather reap the rewards without putting in the effort, but this isn't possible.

Take control of your time

But some people have trouble honing their time management skills because they feel like they don't have control of their time and environments. For example, completing assignments on your computer is easier when you have an office that's away from the rest of your family. Meanwhile, working feels impossible if surrounded by people who want your attention.

Being surrounded by distractions will make it difficult for you to control your time. Right now, it might seem like you're only wasting 10 minutes away from your task, but these minutes add up. Wouldn't you rather relax after your work than get distracted during the process?

Defining Your Goals and Priorities

Defining Your Goals and Priorities

After reading the previous section, it's safe to say you have a cohesive knowledge of time management skills. However, this knowledge can't take you far if you don't know what goals you want to set and how to start them. People subconsciously desire to improve their lives in several ways but often don't know how.

How to set goals for yourself

Think about things you want to improve in your life to determine which goals you should strive to achieve. You can simultaneously set personal, professional, and financial goals if you are up to the

challenge. However, it would be best to start small and choose one goal to focus on so that you don't dive into the deep end head first.

Write down the big goal you want to accomplish at the top of your paper. Then, give yourself milestones by identifying things you need to do to accomplish your desired goals. You should give these milestones a deadline to hold yourself to the task. When you don't give yourself a time frame losing sight of your goals is easy.

Identify problems as they arise

Most people encounter interruptions to their end goal. However, do not let these interruptions deter you from achieving what you want. Business is a part of life; you must learn how to work around it if you ever want to make significant changes.

If things come up while you sort through your list of milestones, figure out how you can work around these problems. Give yourself a 15-minute session to identify why it's hard to finish this milestone and adjust your deadline if necessary.

List your goals from most to least important

Before you choose your goals, you should list things you want to improve about your life and organize them from most to least important. Then, if you notice some of these goals are related,

you can put them in groups. For example, people looking to accomplish health-related goals may have working out and exercising more as separate goals when they can group them together.

Goals related to your health or career are usually more important than leisurely goals, but the only person who can decide their significance is you. So, if you think getting a hot tub should be higher on your priority list than getting a promotion, then go for that hot tub first. No one can tell you which goals you should prioritize.

Identify your micro goals

Whenever you have a large goal that you want to achieve, there are usually plenty of micro goals along the way. We recommend making these micro goals your milestones so that you can keep track of your progression. Everything you want to do will induce a step-by-step process that you need to follow before reaping the benefits.

Let's examine potential micro goals you could encounter if you want to pay attention to the job promotion example discussed earlier. Your boss is unlikely to promote you or give you a raise if you're late to work often. So, a micro goal for this larger goal would be to show up to work on time. Then, you'll need to organize your day to achieve this goal.

After you get into the habit of showing up to work on time, it's time to look at other factors getting in the way of your promotion goal. For example, do you struggle to communicate with the people in your workplace? Open yourself up to this potential problem and work through it to bring yourself closer to your promotion.

Overcoming Procrastination

Overcoming Procrastination

It might sound silly, but procrastination is one of the biggest factors that can interrupt your goals. If you habitually put off tasks for as long as possible, completing a list of milestones can feel impossible. Don't worry, and even if you've struggled with procrastination your entire life, it's not too late to change this habit. Some of the most successful people in the world still struggle with procrastination.

Knock out unpleasant tasks as soon as possible

The reason people procrastinate is that they don't want to do something. Think about it, if you have fun doing something, you won’t put it off. That's why we recommend finishing things you don't want to do before you have a chance to dwell on them. The more time you spend thinking about unpleasant tasks, the worse they feel.

Try knocking out things you don't like to do first thing in the morning. Exercise is a great example of something you can get out of the way before you go through the rest of your day. If you don't like exercising and make it the last thing to do for the day, you're more likely to avoid it altogether.

Use the Pomodoro technique

We will be discussing this topic in a later chapter but the Pomodoro technique is the procrastinator’s best tool. This technique forces you to focus on an individual task for a long time. Then, you'll take a five- or 15-minute break before returning to work for 25 minutes. Breaking your time into segments like this helps you manage your mundane work.

Get on your feet

If you leave the bed and immediately sit on the couch, you're less likely to motivate yourself to do what you need. So instead, put

yourself in a standing position and walk around for a few minutes to get the blood pumping. When you get your body up and moving, your brain will work as needed.

As tempting as it may be to rest for a few minutes before you start your task, those few minutes can turn into a few hours before you realize you've wasted your time. This problem is especially noticeable when you scroll social media in a lounging position.

Set realistic expectations

Many people overestimate themselves when setting new goals. Remember, you're not a superhero, and making huge changes to your day usually doesn't stick. Be realistic about how much time and energy you dedicate to your daily tasks. It could be helpful to pay attention to your sleeping, eating, and socialization habits throughout the week so that you can set realistic expectations.

Focusing on how you go about your week will also help you establish which rituals you can eliminate and replace with something goal-oriented. After you eliminate unnecessary rituals from your day, you’ll have more time to do what you want. For example, do you spend hours scrolling through online stores while having the goal of saving money? It’s time to delete Those shopping apps in this situation.

Establishing a Productive Routine

Establishing a Productive Routine

Everything is easier said than done. You need to adjust your daily routine to achieve great things and overcome feeling too busy. Going through your day with the constant feeling of being overwhelmed won't get you anywhere.

It's time to set a daily routine for yourself that brings you closer to your final achievement. Daily exercise to lose weight is a common example of working toward a final achievement. In this scenario, your goal might be to lose 10 pounds in a few months, and your routine would be regular exercise.

Examine your daily rituals

Let's take a look at what your day looks like. First, you get up and do what you do in the morning, afternoon, and night time. These daily rituals look different from person to person. For example, some people need to start their days with a hot cup of coffee, and others need to start with a tall glass of water.

Are you in the habit of going to a drive-thru for your daily cup of Joe? Instead, consider getting a coffee maker to save money to improve your financial goals. The cost of a coffee maker is higher up front, but you'll save way more money long term.

Alternatively, if you have a weight loss goal, you must pay attention to your food consumption and daily movement. Some people easily track their movement goals when they wear a smartwatch. There are also apps to calorie count if you want to be more mindful of your daily consumption.

As you go about your day, consider how everything you do relates to your goals. Of course, you don't need to change every daily ritual to achieve big things. However, tweaking your daily routines slightly can bring you closer to your goals than you could imagine. In addition, finding ways to naturally incorporate good habits into your daily routine makes these goals tangible.

Figure out what’s getting in your way

Whenever you try establishing a productive routine, there are bound to be things that get in your way. Some of these things are external, while other things are internalized. Don't let these obstacles stop you from reaching the things you're working towards.

You will create micro goals to combat these problems as you work through your routines. Are you trying to set the habit of cooking homemade meals daily? You might discover that your kitchen isn't optimized as a good work environment. Find ways to improve your environment so that your goals are simple.

Set morning and night time tasks

The way you start and end your days can have a huge impact on goal achievement. If you're the type of person that wakes up late and rushes around in the morning, you're setting yourself up for failure. This practice puts your body on autopilot, giving you feelings of busyness where they shouldn’t exist.

Many tasks you want to accomplish require you to wake up early or at a regulated time daily. Then, you'll be able to take your time completing your morning rituals and can incorporate goal-related rituals into your day.

You also need to consider your nighttime routine before bed. Some people feel productive when they incorporate cleaning or things that relax them into their bedtime practices. Think about how you can adjust your morning and night habits that can improve your lifestyle.

Get on a steady sleeping schedule

People who feel too busy to accomplish goals often have Inconsistent sleep schedules. Going to bed and waking up at the same time daily will help you establish a routine. Alternatively, if you work with a ragged sleep schedule, you won't have the mental clarity or physical ability to give yourself an effective routine.

Sleeping has a huge impact on mental and physical health. So if you're getting too much or too little sleep, speaking with a doctor about this problem could help you get on track. Also, make your sleep schedule high on your priority list so that accomplishing other goals is easier.

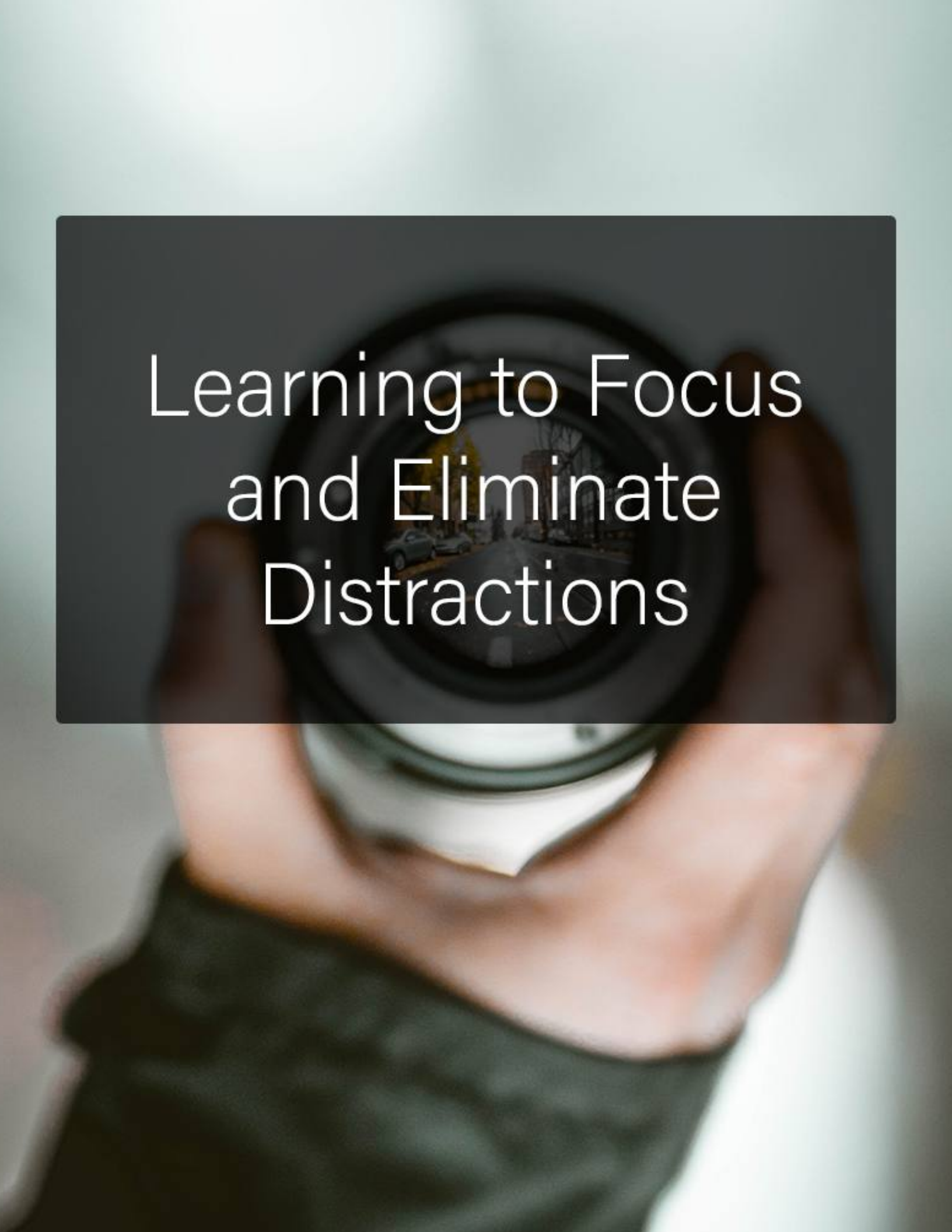

Learning to Focus and Eliminate Distractions

Learning to Focus and Eliminate Distractions

It's easy to get distracted when doing things you don't enjoy. Our brains are hardwired to seek fun and joy throughout the day, and when doing mundane tasks, it's easy to get distracted. These distractions will lead to procrastination and make it difficult for you to do a good job.

You might be relieved to know that many people consider themselves easily distracted. So, you're not alone in learning how to eliminate these distractions to create a productive work environment.

Keep your phone away

One of the biggest distractions people have to deal with daily is their cell phones. It's easy to get lost and scroll when you're doing something you don't enjoy. In addition, many applications will send you notifications that will distract you from necessary tasks. Keeping your phone away while you work could be hugely beneficial.

Unfortunately, there are some situations where keeping your phone away is impossible. Some people need to keep their phones on them to field important phone calls while they work on their goals. Fortunately, you can go into your phone settings and

adjust the do not disturb options to allow certain phone calls to go through.

Create a workspace

Making a designated workspace for your goals is a great way to bring yourself closer to accomplishing them. For example, if you have career-related goals, you'll want an office or office area in your home as your designated workspace. Alternatively, if you have fitness goals, you'll want to keep a workout spot yeah home to make accomplishing it easier.

When you don't create a designated area to work on these tasks, it signals to your brain that they're not a priority. You don't necessarily need a separate room to create a workspace if you don't have interruptions. Your workspace could be as small as a corner if it works to achieve what you want.

Don’t let others interrupt you

It can be easy to get carried away in social interactions and allow others to interrupt your tasks. For example, if you have weight loss goals, going out to eat at an unhealthy restaurant with your friends can be difficult to avoid. In this situation, you can look up the menu to see if there are healthy options or plan to meet your friends after they eat to do something else.

Bringing it back to the phone conversation, it's difficult to focus on tasks when you keep your phone in your pocket. People are more likely to interrupt you when you're a text or call away. Please limit your cell phone use when working on important tasks related to your goals. Otherwise, getting distracted for a few hours is inevitable.

Give yourself timed breaks

Sometimes people picture themselves as a powerhouse that can handle any task at any time. However, this is an unrealistic expectation for your body and mind. That's why most study techniques you encounter include breaks so that you don't burn yourself out.

Burning yourself out while working towards a goal can make you no longer want to accomplish it. You can plan snack and lunch breaks throughout your task duration so that you don't overwork yourself and turn yourself off from what you're trying to achieve.

However, part of having great time management skills is timing these breaks, so you don't go overboard. If you don't give your breaks a time limit, it'll be difficult to get back to the task you need. You can set a timer on your phone or watch so that you don't fixate on the clock when trying to give yourself a break.

Delegating Tasks Effectively

Delegating Tasks Effectively

There are some goal-related tasks you'll encounter that you need to delegate to other parties. For example, let's say you have a household goal of getting things cleaner. If you're working with a family unit, you must ensure that everybody participates in appropriate tasks.

If you try to clean the house after yourself and others, you will get burnt out, and the house will return to its previous state. Therefore, delegating tasks to the appropriate people during this or other goals is crucial to obtaining what you desire.

Figure out your workload

The first step you need to take when it comes to delegating tasks effectively is figuring out the workload. Let's take the clean house example discussed above. In this situation, some tasks could include cleaning the dishes, sweeping the floors, and removing the trash. Make a list of all the tasks you need to accomplish to get an accurate idea of your workload.

After determining how much work you need to do, assigning tasks to the appropriate people will be easier. However, your workload may be larger than expected, and you'll need to adjust these assignments if this is the case.

Figure out schedules

Let's continue with the cleaning the house example to discuss how you'll incorporate these tasks into everyone's schedules. You'll need to consider the workloads your family already endures and discuss how they can fit these tasks into their daily routines. Things can get ugly if you assign these tasks without consulting relevant people about their schedules.

For example, if a child is in the house studying for a final exam, they won't have as much time to incorporate new tasks into their daily routine. So, you'll want to give them smaller tasks that don't take as much time, like taking out the trash. Alternatively, if you have a family member with nothing but time on their hands, they'll need to bear the brunt of more housework.

Assign tasks to appropriate parties

Ensure that you give people appropriate tasks based on what they're good at and what they're already doing. If you have a task that requires someone to leave the house, choose the person already leaving for a different task. Then, they can pick up the item on the way without interfering with other people's work.

People are not hardwired the same mentally. Some people are more detail-oriented, while others see the big picture. You don't want to assign a big-picture task to a detail-oriented person, and you don't want a big-picture person to handle the nitty-gritty

details. Pay attention to people's strengths and weaknesses to determine appropriate tasks for appropriate parties.

After you make a mental list of people’s strong suits and what they're already doing, you're free to delegate tasks as necessary. You don't need to bear the world's weight to achieve your goals. You can often find people with similar goals and work towards them together.

Managing Stress and Maintaining a Work-Life Balance

Managing Stress and Maintaining a Work-Life Balance

If you spend too much free time worrying about work accomplishing your goals is difficult. This is the number one factor that leads to burnout and makes you give up your goals entirely, especially if they're career-oriented. On the other hand, maintaining an appropriate work-life balance and managing your stress will take you a long way and make you feel less busy.

Follow the tips below to keep your work and personal lives separate. This practice can bring you peace of mind and take you out of work mode When it's time to relax. Giving yourself a break from your goals is crucial to managing your stress.

Minimize work talk at home

Picture this, you just got home from a stressful day at work, and you want to talk to your family or friends about it. This is normal! However, be mindful of who your friends are before this discussion. If your friends or family happen to be coworkers, you should find someone else to listen to your rants.

You also don't want to spend all your time venting about work. Even though everybody experiences employment frustrations, fixating on them makes it difficult for you to move past these problems. Unfortunately, your employer won't pay you to think

about work-related issues off the clock, so it's time to shut down those problems in your free time.

Set boundaries with coworkers

It's natural for people to want to make friends in the workplace. When you're a full-time worker, you get to know the people in your workplace and form relationships with them. However, you must set boundaries with these friendships to ensure that work problems don't consume your life. Even if you love your coworkers, you shouldn't spend every waking moment with them.

Don't make yourself available to talk to them constantly, either. If they have your cell phone number, refuse to answer during your weekends so that you can prioritize your personal life. Seeing people you already spend plenty of time with and communicating with them on a whim can spiral out of control.

Keep your private life private

When you're bored at work, talking to your coworkers about your personal life can be tempting. Sure, it's completely fine to talk about some topics, but you might want to keep other things private. Minimize talking about personal relationships with your family members, romantic partners, or friends. You don't want people you work with getting invested in your personal information.

As a rule of thumb, you should also keep topics like political discussions away from the workplace. The key to maintaining a good work-life balance it's to avoid putting yourself out there to the people you work with. Political discussions can get heated and lead to animosity in the workplace that you could otherwise avoid.

Don’t engage in work gossip

Discussing the latest gossip with your coworkers can feel fun at the moment but spiral out of control quickly. People who participate in this gossip also find themselves on the other side of it eventually, but not participating minimizes discussions about you. In addition, gossiping in the workplace can get you in big trouble and get in the way of your career goals.

If someone tries to gossip with you while you're at work, it would be best to subtly change the conversation topic or walk away entirely. Setting this boundary is a great way to minimize your work-related stress and keep your personal life separate from your work life. You won't have to fret about people hearing what you said about them if you don't say anything.

Prioritize your hobbies

Obviously, you need to get up for work to make money and pay for your lifestyle. Money is the motivation to show up to your place of employment every day, Which makes it a big priority.

Remember that you're working to live and not living to work. Give yourself time every day to do things you enjoy so that you don't feel like you're living to go to a job.

If you don't already have hobbies, put Finding a hobby higher on your goal priority list. You could dedicate once a week to trying something new until you find a hobby that sticks. You might be surprised by which hobbies you enjoy and want to dedicate your personal time to. Hobbies can range from crafting to playing video games to watching TV. There are no rules for how you enjoy your free time.

Planning and Preparation for Success

Planning and Preparation for Success

Let's talk about your goal-oriented action plan. This is where we'll discuss how you can incorporate your new time management skills and your goals to create a successful situation. Reaching your goals isn't always the end of the line because you'll need to set up new ones or work to maintain what you've achieved.

For example, if you aimed to lose 20 pounds, you need to maintain your new lifestyle to keep that weight off. If you go back to how things were before achieving this goal, then all of your work will be for nothing. The same concept applies to goals related to your personal and professional life. Eventually, maintaining your new habits will feel like second nature.

Reward yourself

When you hit goals, it's crucial that you give yourself rewards for your effort. Refusing to reward your behavior will make it difficult to keep up with future goals and maintain what you've accomplished. You'll want to give yourself smaller rewards when you hit milestones and large rewards when you hit the big goal.

Let's use the weight loss goal as an example. If you want to lose 20 pounds, you could give yourself 5-pound milestones until you achieve the larger picture. During these milestones, you can give yourself incentives like purchasing that shirt you want or a new video game as a reward.

However, when you give yourself rewards, make them linear to your goals. You shouldn't reward your weight loss goal by giving yourself a week off of healthy eating. This is counterproductive and will make you slip back into old habits. Reward yourself with something else you enjoy that's irrelevant to your goal instead.

Figure out how to maintain your success

After you achieve success, you need to create a plan that allows you to maintain what you've achieved. Otherwise, you could lose everything you worked for quicker than it took to earn it in the first place. How you maintain your goals depends on the type of goal you set for yourself.

For now, will use getting a promotion at work as an example of a goal you need to maintain. If you slip back into a bad work habit after getting promoted, your boss will likely demote you to your previous position. Then, getting a promotion again will be difficult because your boss will remember how quickly you slip back into bad behavior.

Alternatively, if you continue to show your boss that you're working to improve your efficiency, they're more likely to give you another promotion. You can climb the ranks in your company instead of staying where you started. You can create new employment goals to continue this improvement and improve your career.

Prepare yourself for new tasks

Whenever you accomplish your goals, it's only natural to create new ones. People are hardly ever satisfied with their accomplishments and feel insatiable. As you near your accomplishments, you should start your list of new goals to achieve after you reach the big step. However, you don't need to rush into these new goals as soon as you accomplish your previous ones.

Give yourself time to celebrate and adjust to your new lifestyle after accomplishing your desired goals. For example, if you had the goal of purchasing a house, you can savor the excitement for a while before working towards home renovation goals. You just achieved something big for yourself and deserve to enjoy it.

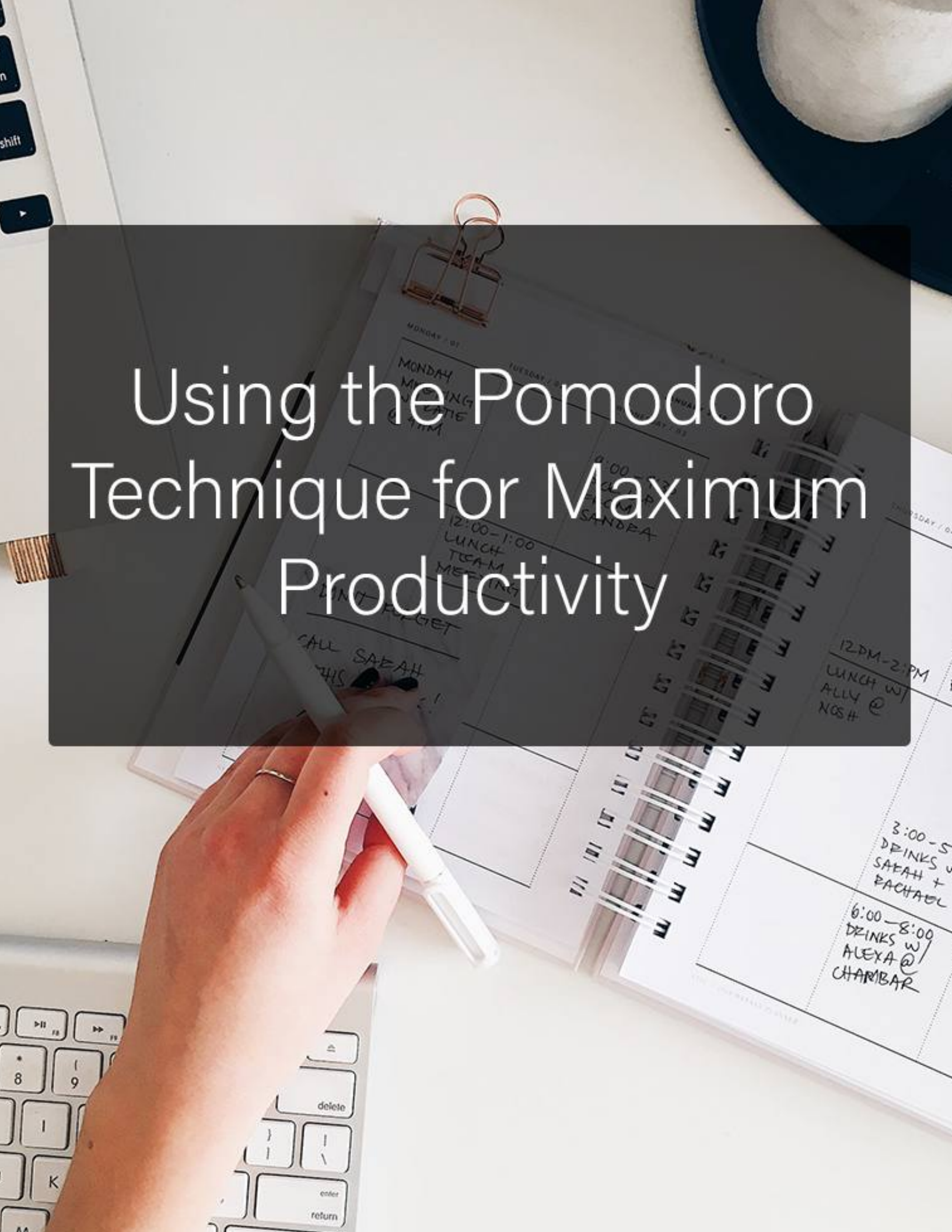
Using the Pomodoro Technique for Maximum Productivity
MONDAY
12:00-1:00
LUNCH
TEAM
CALL SARAH
12PM-2PM
LUNCH W/
ALLY @
NOSH
3:00-5
DRINKS W
SARAH +
RACHAEL
6:00-8:00
DRINKS W/
ALEXA @
CHAMBAR

Using the Pomodoro Technique for Maximum Productivity

We vaguely mentioned the Pomodoro technique earlier, but let's go into more detail because it's very effective. If you struggle with completing tasks due to procrastination, distractions, or organizing skills, the Pomodoro technique can help you combat this problem.

Even if you don't struggle with those issues incorporating this technique into your goals can help you be more effective. Everybody could benefit from increasing their productivity no matter what goals they're after. In addition, this technique is great for increasing your time management skills.

What is the Pomodoro Technique?

The Pomodoro technique is an effective way to concentrate on a task. To use this technique, you'll set a timer for 25 minutes and focus on one specific thing during that time. When the timer goes off, give yourself a 5-minute break, rinse, and repeat.

It would also be best to throw in a few 15-minute breaks, but this shouldn't be the default. Giving yourself a longer break to get a snack or get away from your workspace allows you to stay motivated. You won't get much work done if you're working on an empty stomach.

Examples of times to use the Pomodoro Technique

Although the most popular examples of using the Pomodoro technique include studying and school-related activities, you can use this technique for many goals. If you need to do something you're not keen on, consider using the Pomodoro technique to do the job quicker.

You can use the Pomodoro technique to clean your house, work out, cook, or work, depending on your occupation. There's no limit to how you can incorporate the Pomodoro technique to increase productivity and accomplish your goals.

How the Pomodoro Technique fights procrastination

Focusing on your tasks can get difficult. Some people said the five-minute timer to feel like they have time to prepare before they start working. This is an effective way to fight procrastination and achieve the desired result. Unfortunately, you need to make yourself do the things that are unenjoyable if they're related to your goals. These mundane tasks don't do themselves.

When to stop using the Pomodoro Technique

You can stop using the Pomodoro technique when you accomplish your goal. If you're using this method to stay productive during your workday, then you should use it until the day is over. Alternatively, if you're using this method to clean your

house, you can use it until it's at your desired level of cleanliness. If you stick to this technique while working on your goals, you'll reach them faster.

However, there are some situations where you can't use this technique. For example, you can't use the Pomodoro technique in workspaces that require consistent attention or with heavily regulated breaks. You'll need to find a different technique to keep yourself focused in those scenarios.

Turning Ideas into Action: Strategies for Taking Effective Steps

Turning Ideas into Action: Strategies for Taking Effective Steps

You might think creating a plan and organizing your thoughts is the hard part of achieving your goals. Unfortunately, you're wrong in this assumption. We're just starting to deal with the difficult part of goal achievement and overcoming the feeling of busyness.

Everybody can devise goals and a list of things to do, but actually doing them can get tricky. So, how do you stop fantasizing about these goals and take effective steps to get started? Well, following the tips below can assist you with that.

Focus on realistic concepts

When you set goals for yourself, you must be realistic about what you can do. Unfortunately, there are some goals you'll need to put on hold until you're in a different life situation. However, you can set little goals and make them higher on your priority list to bring you closer to these large accomplishments that seem far away.

An example of an unrealistic goal is living a sedentary lifestyle and expecting yourself to wake up tomorrow with a brand new workout habit that you'll maintain forever. Instead, it would be better to slowly incorporate new exercise habits into your daily routine. You can start with something as small as exercising for 30 minutes when you wake up and go from there.

Get rid of obstacles

Before you turn your ideas into action, you need to see what's in your way. Do you want to redecorate your house but can't due to finances? Create financial goals for yourself so that you can start working on your redecoration goals.

Whenever you start a new habit, you're going to encounter problems. It's difficult for people to see the big picture and the little things in their way before they get started. Whenever you notice an obstacle, you should write it down on your priority list, so it doesn't get in the way of what you want.

Communicate with plan participants

If you have a goal you're not completing solo, ensure you communicate with other people about your plans. A good example of incorporating others into your goals is to find people with similar motivations. If you have goals to increase your workout, you can create a fun competition with other friends who want to improve their activity levels.

If you don't know anyone with like-minded goals, you can find them by participating in community events that are relevant. Visiting financial seminars, attending an exercise class, or doing volunteer work can get you in contact with people who want to accomplish similar things. Involving others in your plans can help hold yourself accountable.

Set goals

You can't make changes to your life without setting goals. Think about the things you want to change about yourself or the way you're living. There's bound to be something that you want to improve, and you can create goals based on that concept. You don't need to set massive goals for yourself to improve your lifestyle.

Organize priorities

Some of the goals on your list are more important than others, and they tie into each other in different ways. Therefore, you need to create a priority list based on things that are attainable and more desirable than others. Sure, you can have massive goals for yourself that you want to achieve someday, but they should be lower on your priority list if they're not attainable as things stand right now.

Start as soon as possible

You don't need to wait for the perfect moment to get started on your goals. Even if New Year's Eve is in a couple of weeks, you can start achieving your goals tomorrow. You don't need to wait until a certain date or time to work towards a better lifestyle. When you put things off for too long, you will likely forget your goals and stick to your pre-existing habits.

With that said, you don't need to start with the biggest goals on your list as soon as possible. You can start with small goals like creating an effective sleep routine or adding to your morning rituals. Integrating these natural adjustments will make it easier for you to make big changes in the long run.

Measuring Your Progress and Staying Accountable

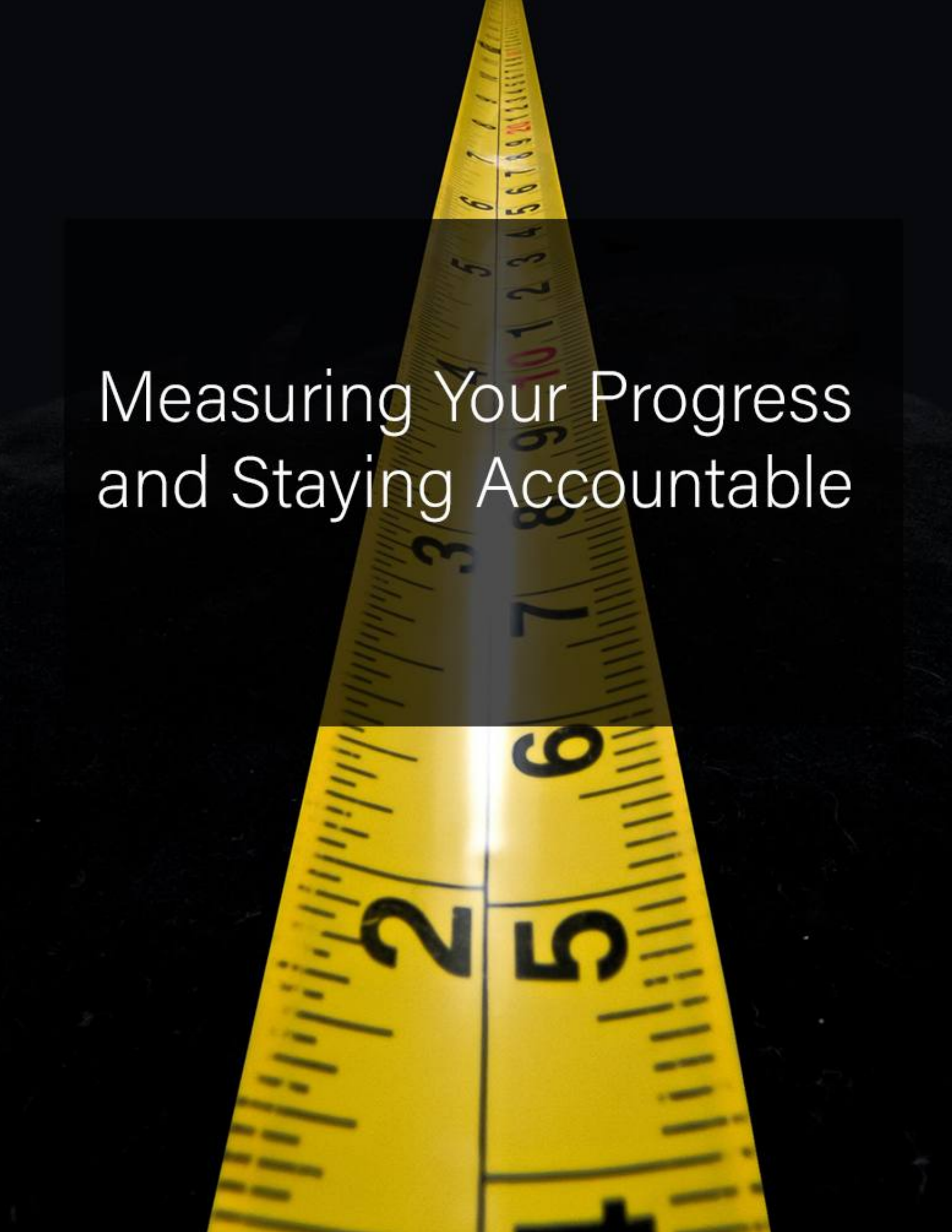

Measuring Your Progress and Staying Accountable

Keeping track of your progress relating to your goals can have a huge impact on your success. If you don't keep track of your minor achievements, it'll be difficult to reach the big ones. You need to prioritize the things you want to accomplish to keep yourself accountable. If you don't think achieving your goals is a big deal, then you'll never get there.

Of course, sometimes things come up that require you to give yourself some leeway, but you shouldn't make this the norm. You need to get right back on the horse as soon as you fall off during your habit setting. Bouncing back during these events is one of the hardest portions of continuing your progress.

Create deadlines for yourself

The easiest way to track your progress and hold yourself accountable is to create deadlines. Think about it like this, if your work never gave you a time frame to get something done, you would never do it. The same concept applies when you're starting new habits to achieve goals.

The deadlines you set for yourself depending on the goals you want to achieve. For example, you could give yourself a deadline

to exercise five times during the week. By the end of the week, if you don't perform the exercise, you don't get a reward.

Break your progress up

Our minds are only built to handle small increments of larger tasks. If you're tackling a massive project, you need to break this project up into segments. This could include performing something for a few hours a day until you meet your goal. Alternatively, you could break your progress up into weekly increments to give yourself flexibility.

When you spend too much time looking at the big picture, it's easy to get overwhelmed by your upcoming workload. You need to make things easier on yourself by cutting off pieces of this task into smaller bites.

Use a rewards system

Our brains love to follow a reward system whenever we work toward a goal. You can set small rewards for yourself every time you achieve a milestone to encourage further improvement. However, you should not rely on a punishment-based system because this could discourage you from achieving your goals altogether if you have a misstep.

Punishing yourself for not achieving the goals you want in a timely fashion will only deteriorate your self-esteem and bring you

further away from your end results. When you create rewards for yourself, you maintain a positive attitude and don't risk chipping away at your self-confidence.

Rewarding yourself for good behavior helps you achieve a positive mindset that shoves you closer to accomplishment. Your brain will associate this behavior with the prize you received and make you want to repeat these practices. These new routines will no longer feel like a chore after you've rewarded yourself a few times.

Don’t excuse your behavior

It's easy to fall back on excuses for why you don't perform the tasks you need. However, at the end of the day, people don’t achieve their goals because it gives them too much leeway. You must be firm about your behavior patterns and correct them as you go. That doesn't mean you must beat yourself up; it just means you must recognize and resolve problems.

When you create excuses for why you don't achieve your goals, it only puts you further back on your plans. Some excuses can include, I was too tired to do it, I was too busy, etcetera. Remember, you need to make these new habits a daily priority, just like you would brushing your teeth or washing your hands.

Try and try again

Sometimes it takes multiple tries to make your new habits stick so you can overcome busyness. Don't get down on yourself if your first attempt doesn't yield positive results. Instead, learn from this experience and rearrange your plan so that you can try again and work towards success. Determine why this goal was unachievable before and how you can move past this obstacle.

Making new habits stick isn't easy. It takes a lot of self-discipline and realistic thinking to achieve the things you want in life. This self-discipline requirement applies to personal and professional goals because they both require lifestyle changes. When your body runs on autopilot, it's difficult to remember your new behavior patterns.

Building and Maintaining Positive Time Management Habits

Building and Maintaining Positive Time Management Habits

Finally, it's hard to create new habits for yourself that will bring you closer to your goals if you don't work on your time management. We discussed time management earlier, but we didn't give you many resolutions if you struggle with keeping track of how much time you have. When you follow the guidelines below, you'll hone your time management skills.

Set a morning routine

Giving yourself an effective morning routine can bring you a long way to any goal you want. After you wake up and leave the house for the day, it's difficult to perform new tasks that aren't part of your routine. However, it's easy to incorporate these new behaviors when you haven't left your house yet.

The hardest part of setting a morning routine is getting up earlier than usual. The first few weeks of waking up early will feel grueling because your body isn't used to it. However, as you ease into this habit, waking up early becomes part of your day that you don't think about.

If you feel like waking up earlier than usual is a daunting task, then you should focus on only doing this for a few weeks until you're accustomed. Then, after you feel comfortable waking up at

the same time daily, add other behaviors to your morning rituals. Instead of sitting on the couch for an hour, you can dedicate 30 minutes of that time to exercise to get your body moving.

You can also make your morning routine easier by adding chores to your bedtime routine. For example, some people refuse to go to bed if there are dishes in the sink. This behavior helps them wake up in the morning because they don't have to worry about the mess.

Set reminders

When you start your time management journey, you'll need to set plenty of reminders and timers for yourself. We recommend setting these reminders on your phone calendar app to get notifications when you're supposed to do something. After these habits feel like second nature, you don't need to remind yourself anymore.

You can make it a habit to check your reminders every morning so that you feel prepared to tackle your day. Throughout the day, set more reminders as necessary so you don't forget anything important. One of the most convenient parts of everyone having a cell phone is that you no longer need to keep a physical agenda.

Creating these reminders is a crucial step in building your habits. If you don't remind yourself to perform new tasks, you'll slip into your old routines. Replacing your old habits with ones that benefit

your lifestyle is a difficult practice that takes a lot of reminders, even if you consider yourself a disciplined person.

Create a schedule

Giving yourself structured daily rituals will help you stay on top of your health and achieve your goals. Create a loose schedule that allows adjustments and flexibility throughout the day as necessary. For example, you'll still need to make time for last-minute plans with friends and family that will work for your schedule.

An example of creating a loose schedule would be planning your wake-up, meal, and sleeping times. You can add things to this basic schedule as you adjust. If you don't have a regular sleeping and eating schedule, then it could take a few weeks for your body to get used to this new behavior.

It'll be difficult to structure your day if you don't plan ahead. You're likelier to forget your daily goals without incorporating them into a schedule. The better you are at working on your habits, the more likely you are to achieve success.

Stay ahead of schedule

Unfortunately, unexpected circumstances can get in your way and make you late to events or set your plans behind. For that reason, we recommend staying ahead of schedule so you're ready for

road bumps as they arise. Staying ahead of your tasks will help you avoid being late or feeling rushed throughout the day.

An example of an unexpected circumstance that could put you behind schedule is encountering a train on your drive to work. This common situation makes plenty of people late and irritates their employers. You can avoid this problem by leaving for work early, so traffic issues don't affect your arrival time. This practice will help you stay out of trouble in the workplace and in your personal life.

Attend to your needs

You can't build effective time management habits if you don't put yourself first. Neglecting your physical or mental health will make it difficult for you to accomplish your goals, which is counterproductive to our plans. Listen to your body and mind throughout the day to ensure that you don't burn yourself out.

One way to attend to your needs without neglecting your goals is to prepare yourself for potential hunger. Unfortunately, when you're working on yourself, it's common to forget about your snack times. You can bring portable goods with you to work or other functions, such as chips or granola bars.

If you're working with a busy schedule, you may need to plan out some naps throughout the day as well. When your body gets

exhausted, it's hard to perform your best on essential tasks, but resting for a while could assist you with this problem.

No matter how extravagant your goals are or how busy your schedule feels, you must take good care of yourself. Everybody needs to rest once in a while, and it could be for a day or just a few hours. This rest includes not making social plans if you need a day to recuperate at home.

Adjust as necessary

The goals you start and the behaviors you develop could vary based on your lifestyle. Things cannot interrupt the daily routines that force you to look for other options. Your goals and the plans you make to achieve them are not set in stone. If you need to adjust, feel free to do so at any time.

Bear in mind that you are developing a new lifestyle to improve something about how you go about your life. If things don't work out as expected, you should not beat yourself up about it. Instead, stay focused on your goals and change how you go about them.

For example, if you have the goal of waking up earlier and working out but you can't seem to make it stick, then you can adjust this change. You might feel better working out in the afternoon after you've already gotten out of bed and left the

house. It would be better to work out at a different time than to give up your goal entirely.

Changing your goals and the way you go about them is a common method people employ when building new habits. When you're more willing to make these necessary changes, you increase your chances of achieving what you want.